







Blending in on the panel being repaired with Glasurit® 90 Line Basecoat

Properties:

In principle, panel repairs with basecoat/clearcoat systems are possible, and therefore, generally, it is not necessary to respray adjacent body parts. When colour differences beyond allowable limits are to be expected and when the areas to be re sprayed are not limited by trim strips or edges, the more appropriate method to balance colour differences may be to blend in the damaged area and the adjacent part, if required. This procedure can be considerably more efficient and economical than time-consuming colour matching.




1. Pre-treatment of the blending area

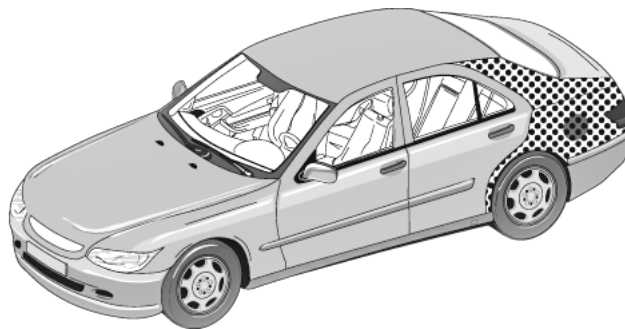
| | | | |
|------------------------------------|--|---|--|
| <p>700-1 Glasurit® Cleaner</p> |  1 x |  wipe dry |  Foam pad P1000- P2000 |
| <p>700-1 Glasurit® Cleaner</p> |  1 x |  wipe dry | |



See the Glasurit RATIO System TDS for the preparation of the damaged area.

2. Refinishing of the panel to be repaired

| | | | |
|--|---|--|--|
| <p>90-M50 Glasurit® Blending Clear</p> |  2:1 93- E3 or 93- E3 slow |  HVLP 1.3 mm 2.0 bar |  1 |
|--|---|--|--|



Safety advice:





The products are suitable for professional use only.

It cannot be ruled out that this product contains particles < 0.1 µm.

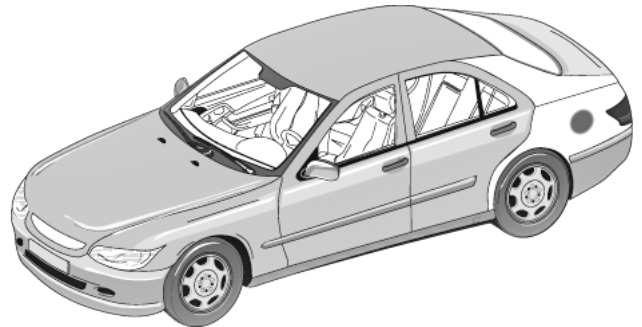
The data contained in this publication are based on our current knowledge and experience. In view of the many factors that may affect processing and application of our products, these data do not relieve processors from carrying out their own investigations and tests; neither do these data imply any guarantee of certain properties, nor the suitability of the products for a specific purpose. Any descriptions, drawings, photographs, data, proportions, weights etc. given herein are for general information purpose only; they may change without prior information and do not constitute the agreed contractual quality of the products (product specification). The latest version supersedes all previous versions. You can obtain the latest version from our website at <http://techinfo.glasurit.com> or directly from your sales partner. It is the responsibility of the recipient of our products to ensure that any proprietary rights and existing laws and legislation are observed.

Blending in on the panel being repaired with Glasurit® 90 Line Basecoat





3. Refinishing of the damaged area

| | | | | |
|-----------------------------------|---|--|---|--|
| 90 Line Glasurit® Basecoat |  2:1 93- E3 or 93- E3 slow |  HVLP 1.3 mm 1.0-2.0 bar |  2 fading out into the surrounding area |  flash off until matt |
|-----------------------------------|---|--|---|--|

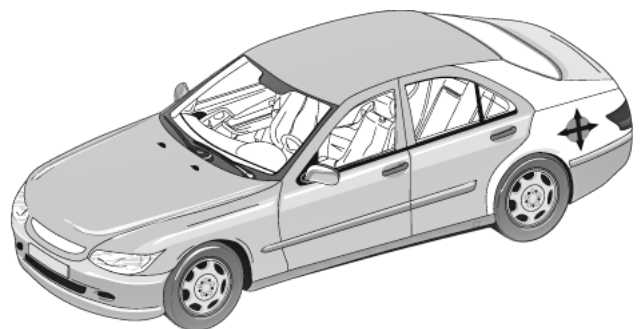
Note:
 Apply two spraycoats without intermediate flash-off.
 For a soft transition, the second spraycoat overlaps the first.







4. Application of the coat to match the effect

| | | | | |
|-----------------------------------|---|--|--|--|
| 90 Line Glasurit® Basecoat |  2:1 93- E3 or 93- E3 slow |  HVLP 1.3 mm 1.0-2.0 bar |  1/2 to match effect |  flash off until matt |
|-----------------------------------|---|--|--|--|

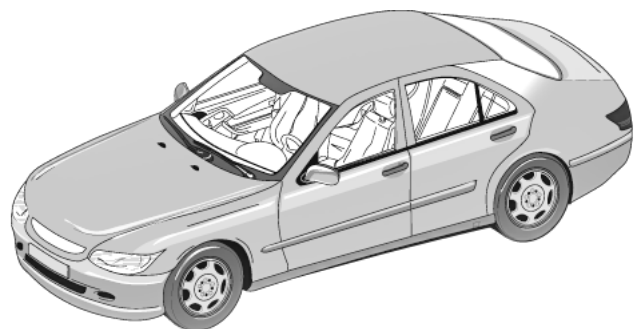
Note:
 Apply the coat to match the effect.



5. Clearcoat application

| | | | | |
|------------------------------------|---|--|--|--|
| 923- Glasurit® HS Clear VOC |  Refer to the technical data sheet |  HVLP 1.3 mm 2.0 bar |  1 1/2 - 2 |  30 min. at 60 °C |
|------------------------------------|---|--|--|--|

Note:
 Apply the clearcoat. When the areas to be refinished are not limited by trim strips or edges, the clear must be applied fading out around the repair. It may only be dried after levelling with 352-450 or 352-500.






Safety advice:

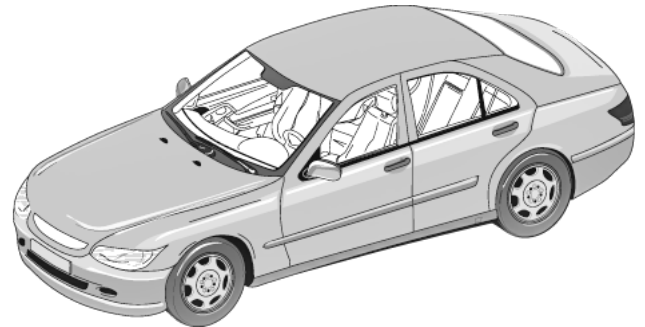
The products are suitable for professional use only.
 It cannot be ruled out that this product contains particles < 0.1 µm.

The data contained in this publication are based on our current knowledge and experience. In view of the many factors that may affect processing and application of our products, these data do not relieve processors from carrying out their own investigations and tests; neither do these data imply any guarantee of certain properties, nor the suitability of the products for a specific purpose. Any descriptions, drawings, photographs, data, proportions, weights etc. given herein are for general information purpose only; they may change without prior information and do not constitute the agreed contractual quality of the products (product specification). The latest version supersedes all previous versions. You can obtain the latest version from our website at <http://techinfo.glasurit.com> or directly from your sales partner. It is the responsibility of the recipient of our products to ensure that any proprietary rights and existing laws and legislation are observed.

Blending in on the panel being repaired with Glasurit® 90 Line Basecoat

6. Levelling of clearcoat in fade-out or transition area

| | | | |
|--|--|--|--|
| 352-450 Glasurit® Blend-in Reducer or 352-500 Glasurit® Spot- Blender |  HVLP 1.3 mm 1.0-2.0 bar |  1 - 2 |  30 min. at 60 °C |
|--|--|--|--|



Safety advice:

The products are suitable for professional use only.

It cannot be ruled out that this product contains particles < 0.1 µm.

The data contained in this publication are based on our current knowledge and experience. In view of the many factors that may affect processing and application of our products, these data do not relieve processors from carrying out their own investigations and tests; neither do these data imply any guarantee of certain properties, nor the suitability of the products for a specific purpose. Any descriptions, drawings, photographs, data, proportions, weights etc. given herein are for general information purpose only; they may change without prior information and do not constitute the agreed contractual quality of the products (product specification). The latest version supersedes all previous versions. You can obtain the latest version from our website at <http://techinfo.glasurit.com> or directly from your sales partner. It is the responsibility of the recipient of our products to ensure that any proprietary rights and existing laws and legislation are observed.