





















### Painting of Plastics on Cars

**Properties:** Multi-purpose system suitable for all paintable plastic materials on cars. Pure polypropylene (PP) and polyethylene (PE) cannot be painted. In order to guarantee paintability, modified plastic materials are used for vehicle parts that shall be painted. Although these plastic parts are often labelled PP, the material is nevertheless paintable.

<b>Cleaning</b>	541-30 Glasurit® Universal cleaner for plastics	 1 x	 damaged area: P80-P600 entire part: sanding pad	541-30 Glasurit® Universal cleaner for plastics	 1 x	 wipe dry	Heating of PU foam and polyamide (PA) to remove mould release agents and water, respectively	 60 °C 1 hour	 1x moistened cloth
	<b>Fine Body Filler</b>	839-90 Glasurit® Plastic Body Filler	948-36 Glasurit® Hardener Paste	 + 3 %	 25 - 35 min. at 20 °C	 P80/P150 coarse sanding	581-90 Glasurit® Guide Coat black	 P240/ P320 fine sanding	
<b>Adhesion Primer</b>		934-10 Glasurit® 1K Plastic Adhesion Primer	 2 min.	 1 5 - 10 µm	 15 min at 20 °C				
	<b>Fillers and Surfacer</b>	285-95 Glasurit® HS Tintable Filler	22 Line Glasurit® HS 2K Topcoat VOC	 2:1 mixing stick	Mixture: HS VOC Tintable Filler/ HS 2K Topcoat	522-111 Glasurit® Soft face Additive	 4:1		
<b>Topcoats</b>		Mixture: HS VOC Tintable Filler/ Soffface Additive	929- Glasurit® HS Filler Hardener	352- Glasurit® Reducer	 4:1:1 mixing stick	 HVLP 1.7-1.9 mm 2.0-3.0 bar	 2 40-60 µm	 4 h at 20 °C or 40 min. at 60 °C	 P 800
	or alternatively: Glasurit® HS Primer Filler/Filler 285-505, -555, -655, -700, -730, -790								
<b>Topcoats</b>	22 Line Glasurit® HS 2K Topcoat VOC	or	90 Line Glasurit® Basecoat	923- Glasurit® HS Clear VOC					

1. Topcoats or clears must be elastified by adding Glasurit® 522-111 Soffface Additive before being applied to PU foam.






**Safety advice:**

The products are suitable for professional use only.  
It cannot be ruled out that this product contains particles < 0.1 µm.

The data contained in this publication are based on our current knowledge and experience. In view of the many factors that may affect processing and application of our products, these data do not relieve processors from carrying out their own investigations and tests; neither do these data imply any guarantee of certain properties, nor the suitability of the products for a specific purpose. Any descriptions, drawings, photographs, data, proportions, weights etc. given herein are for general information purpose only; they may change without prior information and do not constitute the agreed contractual quality of the products (product specification). The latest version supersedes all previous versions. You can obtain the latest version from our website at <http://techinfo.glasurit.com> or directly from your sales partner. It is the responsibility of the recipient of our products to ensure that any proprietary rights and existing laws and legislation are observed.



### Painting of Plastics on Cars

<b>22 Line Glasurit®</b> <b>HS 2K Topcoat</b> <b>VOC or 923-</b> <b>Glasurit® HS</b> <b>Clear VOC</b>	<b>522-111</b> <b>Glasurit® Soft</b> <b>face Additive</b>	 4:1				
<b>Mixture: HS</b> <b>2K Topcoat /</b> <b>Softface Additive</b> <b>or HS Clear VOC/</b> <b>Softface Additive</b>	<b>929-</b> <b>Glasurit®</b> <b>Hardener VOC</b>	<b>352-</b> <b>Glasurit®</b> <b>Reducer</b>	 2:1+10% mixing stick	 HVLP 1.3 mm 2.0-3.0 bar	 2 50-70 µm	 16 h at 20 °C or 40 min. at 60 °C

**Safety advice:**

The products are suitable for professional use only.

It cannot be ruled out that this product contains particles < 0.1 µm.

The data contained in this publication are based on our current knowledge and experience. In view of the many factors that may affect processing and application of our products, these data do not relieve processors from carrying out their own investigations and tests; neither do these data imply any guarantee of certain properties, nor the suitability of the products for a specific purpose. Any descriptions, drawings, photographs, data, proportions, weights etc. given herein are for general information purpose only; they may change without prior information and do not constitute the agreed contractual quality of the products (product specification). The latest version supersedes all previous versions. You can obtain the latest version from our website at <http://techinfo.glasurit.com> or directly from your sales partner. It is the responsibility of the recipient of our products to ensure that any proprietary rights and existing laws and legislation are observed.

