


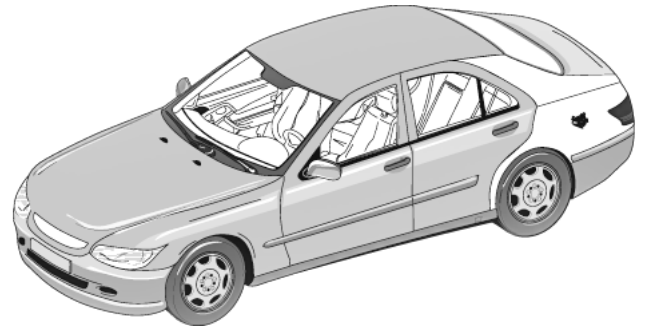




Blend-in Refinishing System 22 Line Glasurit® HS 2K Topcoat VOC MC600




Properties:

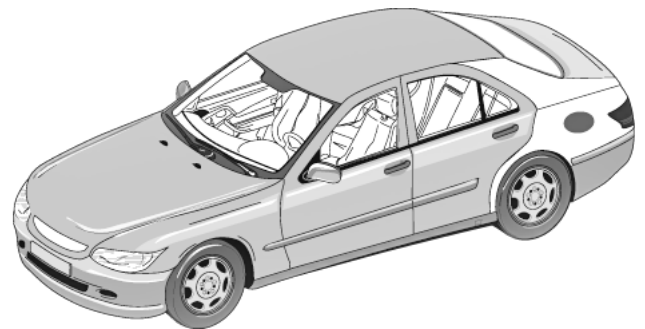
In general, panel repairs with solid colours – including a complete refinish of the damaged body part – do not cause any problems. When colour differences beyond allowable limits are to be expected, and when the areas to be refinished are not limited by trim strips or edges, it may be more advantageous to even out colour differences by means of a gradual blend-in. This procedure can be considerably more efficient and economical than time-consuming colour matching.





541-5 Glasurit® Wax and Silicone Remover	 1 x	 wipe dry	563-808 Glasurit® Flattening Paste	 563-808 + sanding pad
---	--	---	---	--

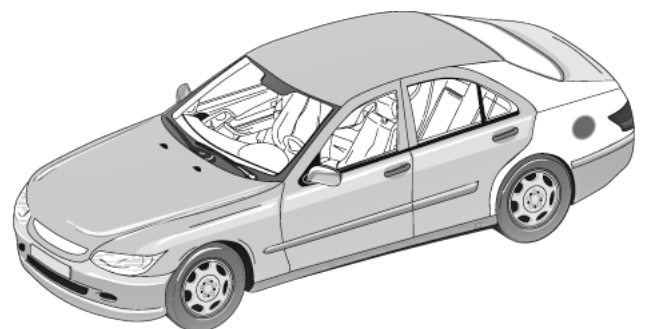


541-5 Glasurit® Wax and Silicone Remover	 1 x	 wipe dry
---	--	---

22 Line Glasurit® HS 2K Topcoat VOC MC600	 3:1:1 mixing stick	 HVLP 1.3 mm 2.0-3.0 bar	 1 - 2
--	---	--	--



22 Line Glasurit® HS 2K Topcoat VOC MC600	 3:1:1 mixing stick	 HVLP 1.3 mm 1.0-2.0 bar	 1 fading out into the surrounding area	 5 - max. 60 min. at 20°C
--	---	--	---	---



Safety advice:





The products are suitable for professional use only.

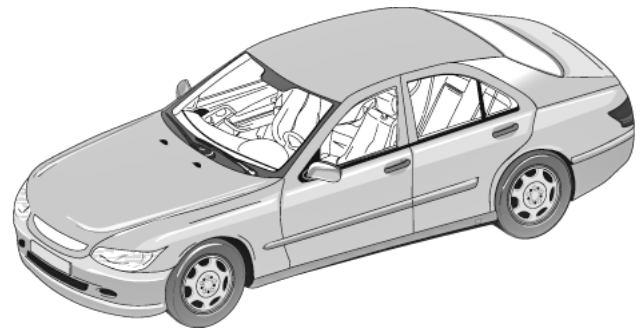
It cannot be ruled out that this product contains particles < 0.1 µm.

The data contained in this publication are based on our current knowledge and experience. In view of the many factors that may affect processing and application of our products, these data do not relieve processors from carrying out their own investigations and tests; neither do these data imply any guarantee of certain properties, nor the suitability of the products for a specific purpose. Any descriptions, drawings, photographs, data, proportions, weights etc. given herein are for general information purpose only; they may change without prior information and do not constitute the agreed contractual quality of the products (product specification). The latest version supersedes all previous versions. You can obtain the latest version from our website at <http://techinfo.glasurit.com> or directly from your sales partner. It is the responsibility of the recipient of our products to ensure that any proprietary rights and existing laws and legislation are observed.






Blend-in Refinishing System 22 Line Glasurit® HS 2K Topcoat VOC MC600

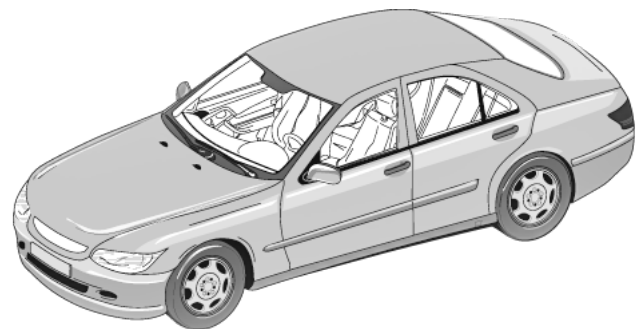
923- Glasurit® Clear VOC	 Refer to the technical data sheet	 HVLP 1.3 mm 2.0-3.0 bar	 1 - 2	 30 min. at 60 °C
---	--	--	--	--



For blending in on fade-out areas / clearcoat transition

352-450 Glasurit® Blend- in Reducer	 HVLP 1.3 mm 1.0-2.0 bar	 1 - 2	 30 min. at 60 °C
--	--	--	--

Alternatively: 352-500 Glasurit® Spot-Blender



Safety advice:

The products are suitable for professional use only.

It cannot be ruled out that this product contains particles < 0.1 µm.

The data contained in this publication are based on our current knowledge and experience. In view of the many factors that may affect processing and application of our products, these data do not relieve processors from carrying out their own investigations and tests; neither do these data imply any guarantee of certain properties, nor the suitability of the products for a specific purpose. Any descriptions, drawings, photographs, data, proportions, weights etc. given herein are for general information purpose only; they may change without prior information and do not constitute the agreed contractual quality of the products (product specification). The latest version supersedes all previous versions. You can obtain the latest version from our website at <http://techinfo.glasurit.com> or directly from your sales partner. It is the responsibility of the recipient of our products to ensure that any proprietary rights and existing laws and legislation are observed.