
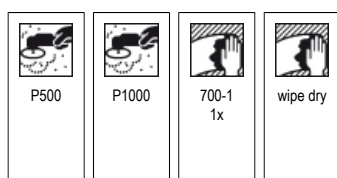


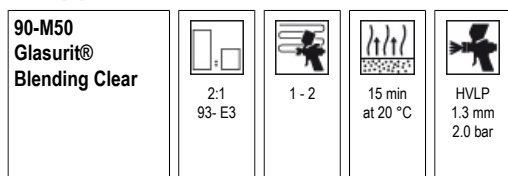
Edge-to-edge repair with Glasurit® 90-905 Alusilber

- Application:** Special tinting base to match certain colours BMW A80, BMW A91 or VW LZ49
- Remarks:** Substrates: Glasurit Filler / Surfacer or Primer Filler 285-, 801-72 or fully cured, solvent resistant old paint work.
 Observe the pretreatment in particular.
 If the rough surface of primer filler remains, it will result in a scaly appearance.
 If the sand-scratch marks of P500 remains, it will affect the surface quality by mottling or telegraphing the sand-scratches.
 Use sanding guide to control the sanding process.
 Use soft interface pad for orbital sander.

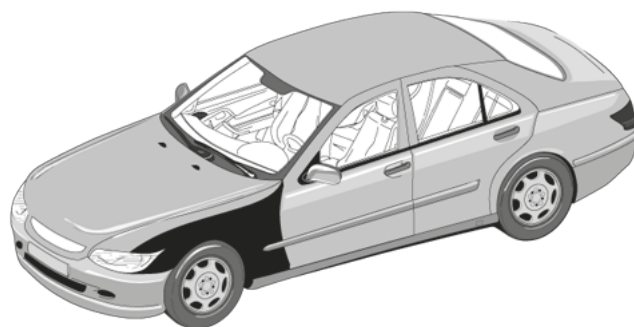
1. Pretreatment



2. Application of Tricoat Additive



For ground coat, apply wet coat to avoid generating peel on the surface.
 Allow the total dry time to expire in order to avoid creating a scaly surface.



Safety advice:






The products are suitable for professional use only.
 It cannot be ruled out that this product contains particles < 0.1 µm.

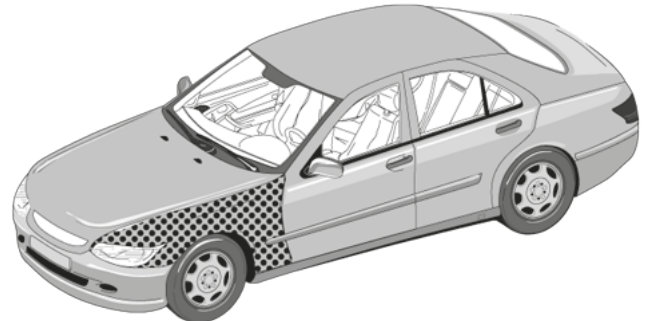
The data contained in this publication are based on our current knowledge and experience. In view of the many factors that may affect processing and application of our products, these data do not relieve processors from carrying out their own investigations and tests; neither do these data imply any guarantee of certain properties, nor the suitability of the products for a specific purpose. Any descriptions, drawings, photographs, data, proportions, weights etc. given herein are for general information purpose only; they may change without prior information and do not constitute the agreed contractual quality of the products (product specification). The latest version supersedes all previous versions. You can obtain the latest version from our website at <http://techinfo.glasurit.com> or directly from your sales partner. It is the responsibility of the recipient of our products to ensure that any proprietary rights and existing laws and legislation are observed.



Edge-to-edge repair with Glasurit® 90-905 Alusilber

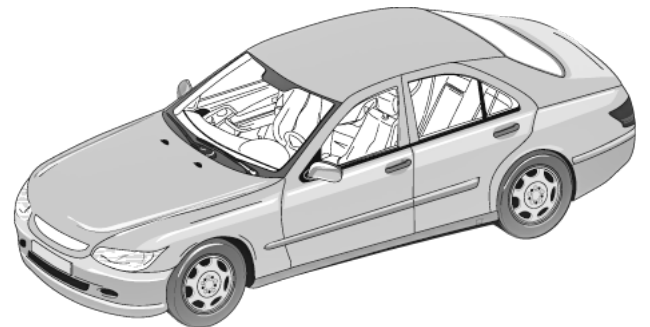
3. Application of 90 Line containing "Alusilber" 90-905

<p>90-905 Glasurit® Alusilber</p>	 2:1 93- E3	 Stir immediately after having added adjusting base	 2 - 3 + 2 effect coats	 Flash off until mat after each spraycoat	 HVLP 1.3 mm 2.0 bar
---	--	---	---	--	--



4. Application of 923- clear according to the technical information

<p>923- Glasurit® Clear</p>



Safety advice:

The products are suitable for professional use only.

It cannot be ruled out that this product contains particles < 0.1 µm.

The data contained in this publication are based on our current knowledge and experience. In view of the many factors that may affect processing and application of our products, these data do not relieve processors from carrying out their own investigations and tests; neither do these data imply any guarantee of certain properties, nor the suitability of the products for a specific purpose. Any descriptions, drawings, photographs, data, proportions, weights etc. given herein are for general information purpose only; they may change without prior information and do not constitute the agreed contractual quality of the products (product specification). The latest version supersedes all previous versions. You can obtain the latest version from our website at <http://techinfo.glasurit.com> or directly from your sales partner. It is the responsibility of the recipient of our products to ensure that any proprietary rights and existing laws and legislation are observed.